



CareerSource
BROWARD

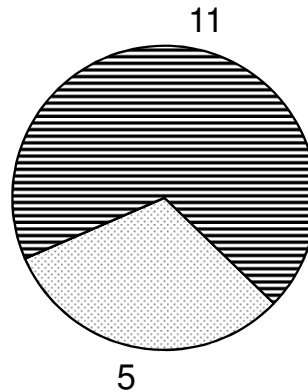
ITA Vendor Performance Report

Note: All data contained in this report is current through June 30, 2015, with subsequent adjustments by the vendor-providers, for students graduating from ITA programs between July 1st, 2013 and June 30, 2015. This report is subject to periodic updates as more students graduate from their programs and seek or obtain employment, and as data is further shared by the vendor-providers.

Definitions of Terms used in this Report

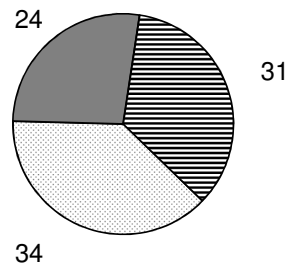
Successful Completion	The sum total of all students who have completed the program successfully, without failing or dropping out.
Awaiting Placement	The sum total of all students who have completed the program successfully and as of the run-date of this report, remain within the 180 day window to be placed, and have not yet been placed in a training related job. Note: Students who are within the 180-day window, but who have already been placed in a training related job, do not count in this number. Students placed in a non-related job but who are still within the 180 day window do count here, as there is still time for the provider to place them in a training related field.
Placed	The sum total of all students who, either while still within training, or within the 180 day window following training, were placed in a training-related job. A score of 'Pending' in this column means that no students have currently graduated and reached the end of the 180-day window for placement, or been placed early.
Not Placed	The sum total of all students who have exceeded the 180-day window, and were not placed in a training-related job.
Place %	The percentage of all placed students over the sum total of placed and not-placed students.
	<p><i>It is important to note that only those programs which have reached 10 total students in the placed and not-placed categories -- i.e., those which have had at least 10 students graduate successfully and then count towards the denominator of the placement percentage measure -- will have recommendations made on them to the board for possible retention or temporary cancellation.</i></p> <p><i>Furthermore, a program will not show on this report if it is not currently on the ITA Training Program list or has no successful completers/graduates as of the date of the running of this report.</i></p>

ITA Report Card for *Allied Health Institute* Program Performance



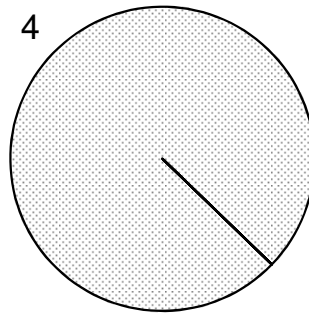
<u>Performance Breakdown by Program</u>					
Program Name	Successful Completion	Awaiting Placement	Placed	Not Placed	Place %
Electrocardiograph Technician	4	0	0	4	0%
Medical Assisting (AS Degree)	2	0	0	2	0%
Medical Assisting (Diploma)	1	0	0	1	0%
Medical Coding Specialist	5	1	0	4	0%
Medical Office Assistant- Online	2	2	0	0	N/A
Nursing (R.N.)	2	2	0	0	N/A
Totals	16	5	0	11	

**ITA Report Card for *Atlantic Technical College*
Program Performance**



Performance Breakdown by Program						
Program Name	Successful Completion	Awaiting Placement	Placed	Not Placed	Place %	
Accounting Operations	11	5	0	6	0%	
Administrative Assistant	4	2	0	2	0%	
Air Conditioning/Refrigeration/Heating	17	3	10	4	71%	
Applied Information Technology	2	0	0	2	0%	
Automotive Service Technology	3	1	2	0	100%	
Commercial Foods and Culinary Arts	2	0	0	2	0%	
Database Application Development/Programming	8	5	0	3	0%	
Dental Assisting	7	5	0	2	0%	
Drafting	2	0	0	2	0%	
Electricity	1	1	0	0	N/A	
Electronic Technology	1	0	0	1	0%	
Medical Administrative Specialist	13	3	8	2	80%	
Medical Coder/Biller	3	1	2	0	100%	
Network Support Services	2	1	0	1	0%	
Pharmacy Technician	4	0	0	4	0%	
Toyota T-TEN (Advanced Auto Tech)	5	3	2	0	100%	
WEB DEVELOPMENT	4	4	0	0	N/A	
Totals	89	34	24	31		

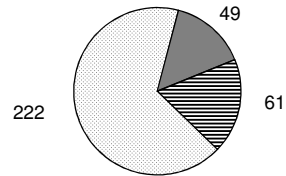
ITA Report Card for *Beauty Anatomy Inst. of Cosmetology & Wellness* Program Performance



Awaiting Placement
 Placed
 Not Placed

<u>Performance Breakdown by Program</u>					
Program Name	Successful Completion	Awaiting Placement	Placed	Not Placed	Place %
Massage Therapy	4	4	0	0	N/A
	Successful Completion	Awaiting Placement	Placed	Not Placed	
Totals	4	4	0	0	

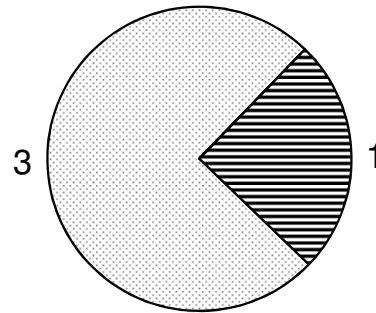
**ITA Report Card for Broward College
Program Performance**



Awaiting Placement
 Placed
 Not Placed

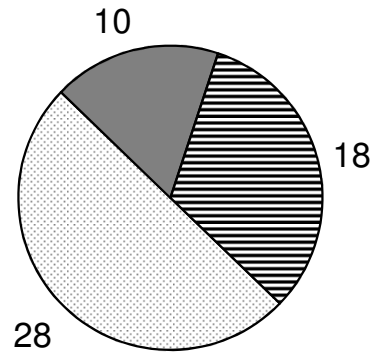
Performance Breakdown by Program					
Program Name	Successful Completion	Awaiting Placement	Placed	Not Placed	Place %
Accounting Technology	22	12	7	3	70%
Accounting Technology Management	1	0	0	1	0%
Aircraft Powerplant Mechanic	1	1	0	0	N/A
Automotive Service Management Technician	1	0	0	1	0%
Biomedical Engineering Technology	2	1	0	1	0%
Building Construction Technology	2	1	0	1	0%
BUSINESS ADMINISTRATION	44	35	5	4	56%
Business Management	3	1	0	2	0%
CISCO Certified Network Associate - Certificate	3	2	0	1	0%
Computer Programming & Analysis	3	3	0	0	N/A
Computer Systems Specialist-Online	2	2	0	0	N/A
Criminal Justice	9	5	0	4	0%
Dental Hygiene	6	0	0	6	0%
Electronics Engineering Technology	1	0	0	1	0%
Engineering Technology	2	2	0	0	N/A
Graphic Design Technology	8	7	0	1	0%
Health Information & Informatics Technology	2	1	0	1	0%
Marine Engineering Technology	1	0	0	1	0%
MEDICAL ASSISTING	2	2	0	0	N/A
Medical Office Management	5	3	0	2	0%
Microsoft Certified IT Professional (MCITP)	1	1	0	0	N/A
Network Enterprise Administration (MCSE)	3	3	0	0	N/A
Networking Services Technology	10	6	0	4	0%
Nuclear Medicine Technology	2	0	0	2	0%
Nursing (R.N.)	138	85	37	16	70%
Office Administration	2	2	0	0	N/A
Office Management Technology	2	0	0	2	0%
Paralegal	39	32	0	7	0%
Physical Therapist Assistant	6	6	0	0	N/A
Radiation Therapy	2	2	0	0	N/A
Radiography	2	2	0	0	N/A
Respiratory Care Therapy	3	3	0	0	N/A
Web Development Specialist	2	2	0	0	N/A
Totals	332	222	49	61	

ITA Report Card for *Concorde Career Institute* Program Performance



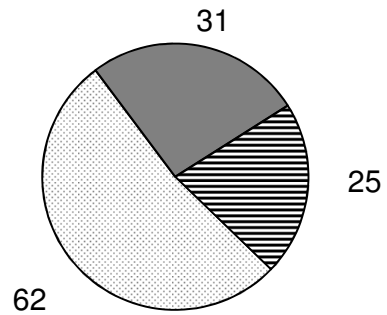
<u>Performance Breakdown by Program</u>					
Program Name	Successful Completion	Awaiting Placement	Placed	Not Placed	Place %
MEDICAL ASSISTING	1	1	0	0	N/A
Medical Office Administration	1	0	0	1	0%
Nursing (R.N.)	2	2	0	0	N/A
Totals	4	3	0	1	

ITA Report Card for *Concorde Career Institute* Program Performance



<u>Performance Breakdown by Program</u>					
Program Name	Successful Completion	Awaiting Placement	Placed	Not Placed	Place %
Dental Assistant	16	5	8	3	73%
MEDICAL ASSISTANT	13	4	2	7	22%
Medical Office Administration	8	1	0	7	0%
Occupational Therapy Assistant	5	5	0	0	N/A
Pharmacy Technician	3	2	0	1	0%
Respiratory Therapy	11	11	0	0	N/A
Totals	56	28	10	18	

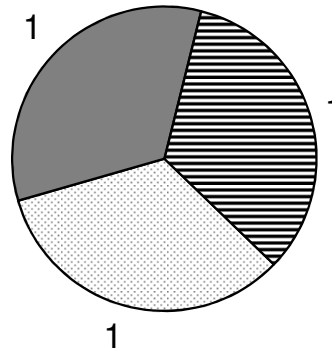
ITA Report Card for *Florida Atlantic University* Program Performance



<u>Performance Breakdown by Program</u>					
Program Name	Successful Completion	Awaiting Placement	Placed	Not Placed	Place %
Executive Certificate in Project Management	23	12	10	1	91%
Executive Certificate in Project Management + Six Sigma Green Belt	28	27	1	0	100%
INTRO to PM + PMP PREP (35 Hours)	3	0	1	2	33%
Intro to Project Mgmt / Exec Certificate in Project Mgmt	13	5	2	6	25%
PMP Prep - 5 days	4	2	0	2	0%
PMP Prep (35 hours) with Six Sigma Green Belt	13	5	1	7	13%
Sales & Marketing Management	3	1	1	1	50%
Six Sigma Black Belt	9	6	0	3	0%
Six Sigma Green + Black Belt	20	4	13	3	81%
Six Sigma Green Belt	2	0	2	0	100%
Totals	118	62	31	25	

(Note: these programs are administered by FAU's College of Business)

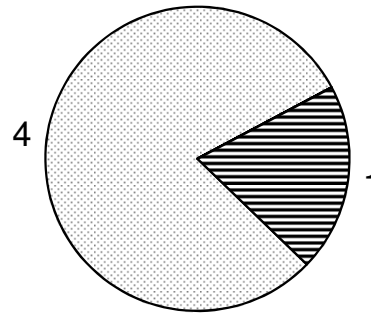
ITA Report Card for *Florida Atlantic University - Legal Studies* Program Performance



<u>Performance Breakdown by Program</u>					
Program Name	Successful Completion	Awaiting Placement	Placed	Not Placed	Place %
Legal Secretary	3	1	1	1	50%
Totals	3	1	1	1	

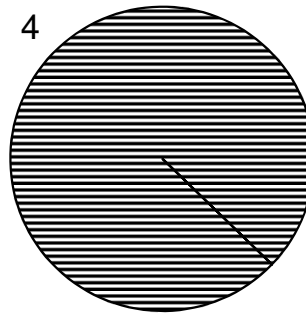
(Note: these programs are administered by FAU's Continuing Education division)

ITA Report Card for *Hope College* Program Performance



<u>Performance Breakdown by Program</u>					
Program Name	Successful Completion	Awaiting Placement	Placed	Not Placed	Place %
Nursing (R.N.)	5	4	0	1	0%
Totals	5	4	0	1	

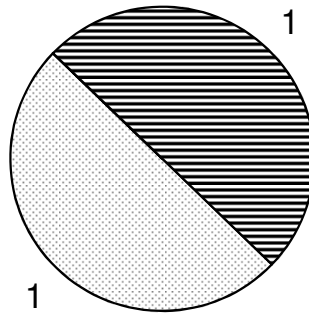
ITA Report Card for *International Institute for Healthcare Professionals* Program Performance



Awaiting Placement
 Placed
 Not Placed

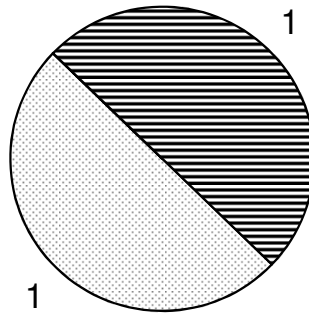
<u>Performance Breakdown by Program</u>					
Program Name	Successful Completion	Awaiting Placement	Placed	Not Placed	Place %
NCLEX Prep Course for RN Exam - Classroom	4	0	0	4	0%
Totals	4	0	0	4	

ITA Report Card for *Key College* Program Performance



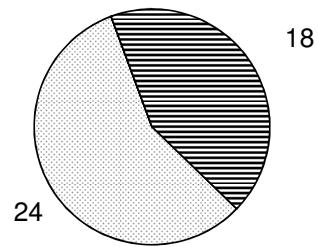
<u>Performance Breakdown by Program</u>					
Program Name	Successful Completion	Awaiting Placement	Placed	Not Placed	Place %
MEDICAL ASSISTANT	2	1	0	1	0%
Totals	2	1	0	1	

ITA Report Card for *Management Resources Institute* Program Performance



<u>Performance Breakdown by Program</u>					
Program Name	Successful Completion	Awaiting Placement	Placed	Not Placed	Place %
Nursing (R.N.)	2	1	0	1	0%
	Successful Completion	Awaiting Placement	Placed	Not Placed	
Totals	2	1	0	1	

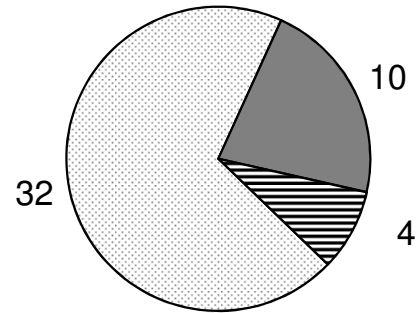
ITA Report Card for *McFatter Technical College* Program Performance



Awaiting Placement
 Placed
 Not Placed

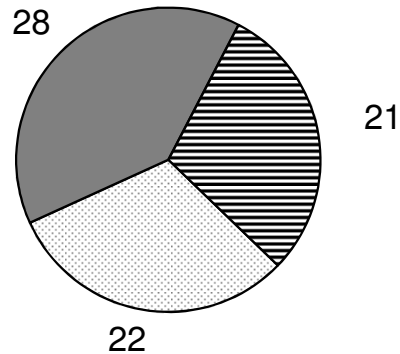
Performance Breakdown by Program					
Program Name	Successful Completion	Awaiting Placement	Placed	Not Placed	Place %
Accounting Operations	2	2	0	0	N/A
Applied Cyber Security	3	3	0	0	N/A
Applied Welding Technologies	3	2	0	1	0%
Automotive Collision Repair & Refinishing	3	3	0	0	N/A
Automotive Service Technology	5	1	0	4	0%
Drafting	5	5	0	0	N/A
Game Simulation Animation Programming	2	1	0	1	0%
Java Development / Programming	3	1	0	2	0%
Marine Service Technology	2	1	0	1	0%
MEDICAL ASSISTING	1	0	0	1	0%
Network Support Svcs (Blended classroom/online)	2	0	0	2	0%
PC Support Services (Blended classroom/online)	1	0	0	1	0%
Pharmacy Technician	2	1	0	1	0%
Television Production	4	2	0	2	0%
WEB DEVELOPMENT	4	2	0	2	0%
Totals	42	24	0	18	

ITA Report Card for *Miami-Dade College* Program Performance



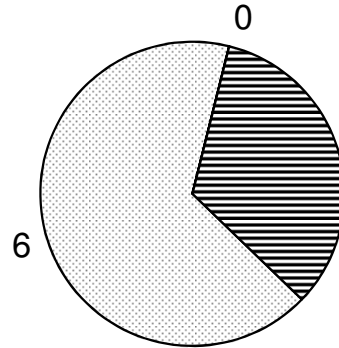
<u>Performance Breakdown by Program</u>					
Program Name	Successful Completion	Awaiting Placement	Placed	Not Placed	Place %
BUSINESS ADMINISTRATION	2	2	0	0	N/A
Medical Laboratory Technician	3	3	0	0	N/A
Nursing (R.N.)	39	25	10	4	71%
Respiratory Therapy	2	2	0	0	N/A
	Successful Completion	Awaiting Placement	Placed	Not Placed	
Totals	46	32	10	4	

ITA Report Card for *New Horizons Computer Learning Centers* Program Performance



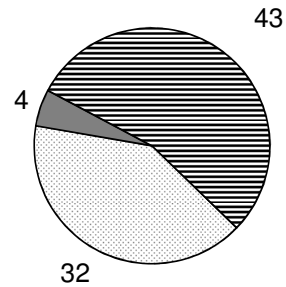
<u>Performance Breakdown by Program</u>					
Program Name	Successful Completion	Awaiting Placement	Placed	Not Placed	Place %
Cisco (CCNA) Preparatory	6	1	2	3	40%
MCSA Windows Server 2012 - Preparatory Program	13	6	3	4	43%
MCTS Windows 7 Configuration - Preparatory Program	1	0	0	1	0%
MCTS Windows Server 2008 - Preparatory Program	51	15	23	13	64%
	Successful Completion	Awaiting Placement	Placed	Not Placed	
Totals	71	22	28	21	

ITA Report Card for *Ruby's Academy for Health Occupations* Program Performance



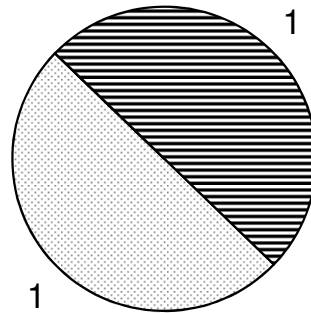
<u>Performance Breakdown by Program</u>					
Program Name	Successful Completion	Awaiting Placement	Placed	Not Placed	Place %
MEDICAL ASSISTANT	9	6	0	3	0%
	Successful Completion	Awaiting Placement	Placed	Not Placed	
Totals	9	6	0	3	

ITA Report Card for *Sheridan Technical College* Program Performance



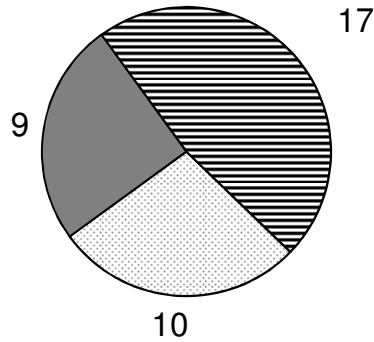
<u>Performance Breakdown by Program</u>					
Program Name	Successful Completion	Awaiting Placement	Placed	Not Placed	Place %
Accounting Operations	13	3	1	9	10%
Administrative Office Specialist	4	2	0	2	0%
Automotive Collision Repair And Refinishing	1	1	0	0	N/A
Automotive Service Technology	4	1	1	2	33%
Business Supervisor & Management	6	4	0	2	0%
Commercial Foods & Culinary Arts	9	5	0	4	0%
Computer Systems & Information Technology	6	1	0	5	0%
Electricity	2	1	0	1	0%
Legal Admin Specialist	2	0	0	2	0%
Massage Therapy	5	5	0	0	N/A
MEDICAL ASSISTING	1	0	0	1	0%
Medical Record Transcribing	4	1	1	2	33%
Network Support Services (CISCO)	4	2	0	2	0%
Network Systems Admin (MCSA)	4	1	0	3	0%
Surgical Technology	2	0	0	2	0%
WEB DEVELOPMENT	12	5	1	6	14%
Totals	79	32	4	43	

ITA Report Card for *Southeastern College* Program Performance



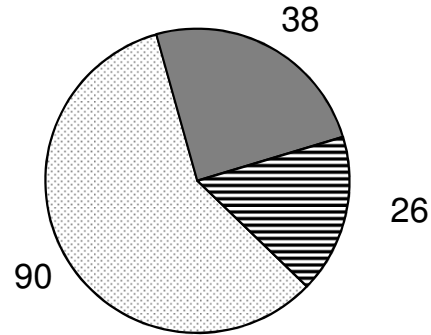
<u>Performance Breakdown by Program</u>					
Program Name	Successful Completion	Awaiting Placement	Placed	Not Placed	Place %
Medical Records and Health Information	2	1	0	1	0%
Nursing (R.N.)	1	1	0	0	N/A
Surgical Technology	1	0	1	0	100%
Totals	2	1	0	1	

ITA Report Card for *Sullivan & Cogliano* Program Performance



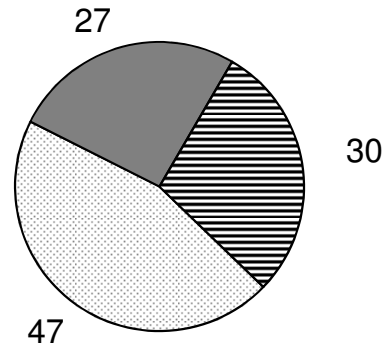
<u>Performance Breakdown by Program</u>					
Program Name	Successful Completion	Awaiting Placement	Placed	Not Placed	Place %
CCNA A+/ Network + AAL	3	0	0	3	0%
Database Administration	4	3	0	1	0%
Help Desk/ Network + AAL	4	1	0	3	0%
Medical Office Assistant	2	0	0	2	0%
Microsoft Office Specialist	15	3	8	4	67%
Office Professional	5	1	0	4	0%
Software Applications Development	1	1	0	0	N/A
WEB Development Professional AAL	2	1	1	0	100%
Totals	36	10	9	17	

ITA Report Card for *The Academy of South Florida* Program Performance



<u>Performance Breakdown by Program</u>					
Program Name	Successful Completion	Awaiting Placement	Placed	Not Placed	Place %
Application Architect Program	24	8	12	4	75%
CCNA / N+	1	1	0	0	N/A
Cyber Security Professional	13	13	0	0	N/A
Network Technician	116	68	26	22	54%
Totals					
	154	90	38	26	

ITA Report Card for *The PC Professor* Program Performance



<u>Performance Breakdown by Program</u>					
Program Name	Successful Completion	Awaiting Placement	Placed	Not Placed	Place %
A-/N+ 2 Course Bundle	5	4	0	1	0%
A+/MCSA (2-course bundle)	21	11	5	5	50%
Cisco Certified Network Administrator (CCNA)	2	1	1	0	100%
Computer Software Application	17	10	0	7	0%
MCDBA (Microsoft Certified Database Admin.)	20	4	12	4	75%
MCSD	3	1	0	2	0%
MCSE 2012	31	16	8	7	53%
Webmaster	5	0	1	4	20%
Totals	104	47	27	30	