



ITA Vendor Performance Report

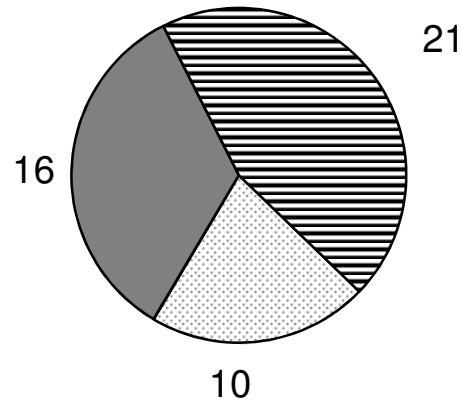
Note: All data contained in this report is current through June 30, 2018, with subsequent adjustments by the vendor-providers, for students graduating from ITA programs between July 1, 2016 and June 30, 2018. This report is subject to periodic updates as more students graduate from their programs and seek or obtain employment, and as data is further shared by the vendor-providers.

Definitions of Terms used in this Report

Successful Completion	The sum total of all students who have completed the program successfully, without failing or dropping out.
Awaiting Placement	The sum total of all students who have completed the program successfully and as of the run-date of this report, remain within the 180 day window to be placed, and have not yet been placed in a training related job. Note: Students who are within the 180-day window, but who have already been placed in a training related job, do not count in this number. Students placed in a non-training-related job but who are still within the 180 day window do count here, as there is still time for the provider to place them in a training related field.
Placed	The sum total of all students who, either while still within training, or within the 180 day window following training, were placed in a training-related job. A score of 'Pending' in this column means that no students have currently graduated and reached the end of the 180-day window for placement, or been placed early.
Not Placed	The sum total of all students who have exceeded the 180-day window, and were not placed in a training-related job.
Place %	The percentage of all placed students over the sum total of placed and not-placed students.
	<p><i>It is important to note that only those programs which have reached 10 total students in the placed and not-placed categories -- i.e., those which have had at least 10 students graduate successfully and then count towards the denominator of the placement percentage measure -- will have recommendations made on them to the board for possible retention or temporary cancellation.</i></p> <p><i>Furthermore, a program will not show on this report if it is not currently on the ITA Training Program list or has no successful completers/graduates as of the date of the running of this report.</i></p>

Note: This is not the same as our overall Performance Report. This report looks carefully at the 180-day requirement for placement credit for the ITA Vendor and whether a placement is related to the training received. We continue to work with customers after 180 days and they may be placed in a training-related job, which accounts for the difference between this report and our overall performance report.

ITA Report Card for *Atlantic Technical College* Program Performance



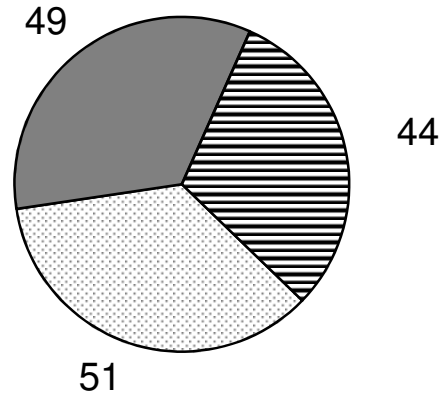
<u>Performance Breakdown by Program</u>					
Program Name	Successful Completion	Awaiting Placement	Placed	Not Placed	Place %
Accounting Operations	1	0	1	0	100%
A/C, Refrigeration, and Heating Technology	9	0	3	6	33%
Commercial Foods and Culinary Arts	6	0	1	5	17%
Database Application Development & Programming	3	2	0	1	0%
Electricity	3	0	1	2	33%

Performance Breakdown by Program

Program Name	Successful Completion	Awaiting Placement	Placed	Not Placed	Place %
Medical Administrative Specialist	4	2	0	2	0%
Medical Assisting	1	1	0	0	N/A
Medical Coder/Biller	1	0	0	1	0%
Practical Nursing	15	4	8	3	73%
Toyota T-Ten Advanced Auto Tech	1	0	0	1	0%
Welding Technology	3	1	2	0	100%

	Successful Completion	Awaiting Placement	Placed	Not Placed	
Totals	47	10	16	21	

ITA Report Card for *Broward College* Program Performance



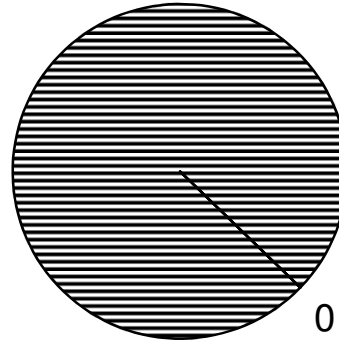
<u>Performance Breakdown by Program</u>					
Program Name	Successful Completion	Awaiting Placement	Placed	Not Placed	Place %
Accounting Operations	2	0	2	0	100%
Accounting Technology (AS)	2	0	0	2	0%
Accounting Technology Management	1	0	1	0	100%
Aircraft Airframe Mechanics	3	3	0	0	N/A
Aircraft Powerplant Mechanics	1	0	0	1	0%
Building Construction Specialist	1	0	0	1	0%
Business Administration	8	5	0	3	0%
Business Management	1	0	0	1	0%
CompTIA A+/Network+/Security+	1	1	0	0	N/A

Performance Breakdown by Program

Program Name	Successful Completion	Awaiting Placement	Placed	Not Placed	Place %
Computer Information Technology (AS)	3	2	0	1	0%
Computer Programming & Analysis (AS)	1	1	0	0	N/A
Criminal Justice Emphasis	5	3	0	2	0%
Dental Assisting	2	1	1	0	100%
Dental Hygiene (AS)	6	1	3	2	60%
Engineering Technology Support Specialist	1	1	0	0	N/A
Florida 3-20 & 6-20 Claims Adjuster	1	0	1	0	100%
Graphic Design Technology	3	2	1	0	100%
Health Information & Informatics Technology	2	0	0	2	0%
Information Technology Support Analyst	1	1	0	0	N/A
Medical Assisting	2	0	1	1	50%
Medical Office Management	1	0	0	1	0%
Network Server Administration/MCSA	1	0	0	1	0%
Nursing	70	25	32	13	71%
Office Administration	1	0	0	1	0%
Paralegal	9	0	5	4	56%
Physical Therapist Assistant	8	3	1	4	20%
Radiation Therapy	1	0	1	0	100%
Radiography	1	0	0	1	0%
Real Estate Commission I	1	0	0	1	0%
Respiratory Care	1	1	0	0	N/A
Vision Care Technology/Opticianry	1	1	0	0	N/A
Web Programming Specialist	2	0	0	2	0%


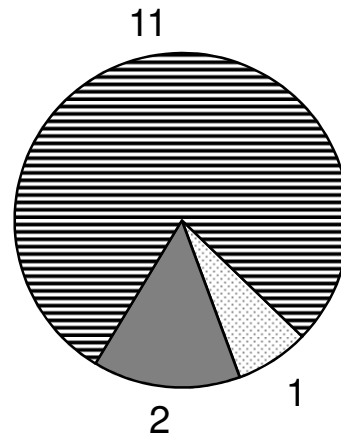
	Successful Completion	Awaiting Placement	Placed	Not Placed	
Totals	144	51	49	44	

ITA Report Card for *City College* Program Performance



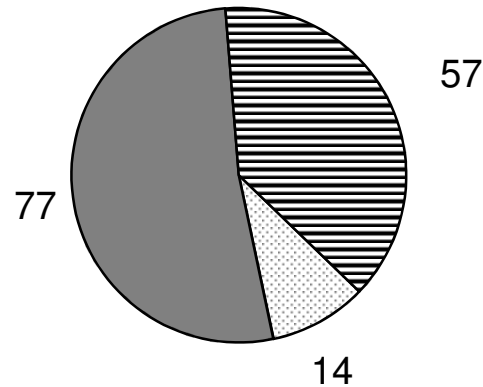
<u>Performance Breakdown by Program</u>						
Program Name	Successful Completion	Awaiting Placement	Placed	Not Placed	Place %	
Medical Office Administration	1	0	0	1	0%	
Totals	1	0	0	1		

ITA Report Card for *Concorde Career Institute* Program Performance



<u>Performance Breakdown by Program</u>					
Program Name	Successful Completion	Awaiting Placement	Placed	Not Placed	Place %
Dental Assistant	2	0	0	2	0%
Medical Assistant	4	1	2	1	67%
Medical Office Administration	1	0	0	1	0%
Physical Therapy Assistant	3	0	0	3	0%
Respiratory Therapy	4	0	0	4	0%
	Successful Completion	Awaiting Placement	Placed	Not Placed	
	Totals	14	1	2	11

ITA Report Card for *Florida Atlantic University* Program Performance



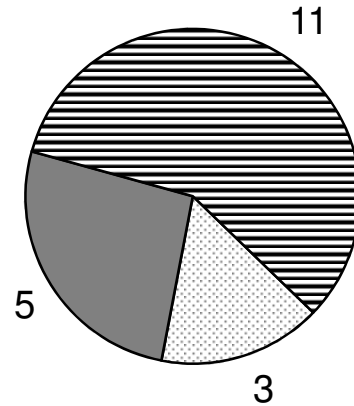
<u>Performance Breakdown by Program</u>					
Program Name	Successful Completion	Awaiting Placement	Placed	Not Placed	Place %
Certified Internal Auditor	1	0	0	1	0%
Certified Professional in Supply Management	2	0	0	2	0%
Executive Certificate in Project Management	7	1	2	4	33%
Executive Certificate in Project Management + Six Sigma Green Belt	82	7	54	21	72%
Intro to Project Management	7	0	1	6	14%
Marketing Management	3	0	1	2	33%
PMP Prep	5	2	1	2	33%

Performance Breakdown by Program

Program Name	Successful Completion	Awaiting Placement	Placed	Not Placed	Place %
PMP Prep 35 Hrs + Six Sigma Green Belt	5	0	2	3	40%
Sales and Marketing Management	4	1	0	3	0%
Six Sigma Black Belt	3	0	1	2	33%
Six Sigma Green + Black Belt	12	3	8	1	89%
Six Sigma Green Belt	17	0	7	10	41%

	Successful Completion	Awaiting Placement	Placed	Not Placed	
Totals	148	14	77	57	

ITA Report Card for *McFatter Technical College* Program Performance

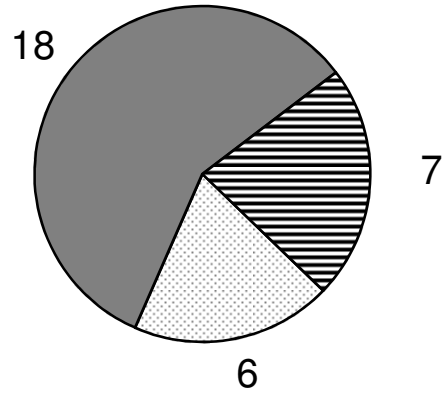


<u>Performance Breakdown by Program</u>					
Program Name	Successful Completion	Awaiting Placement	Placed	Not Placed	Place %
Accounting Operations	1	0	1	0	100%
Applied Cyber Security	1	0	0	1	0%
Applied Welding Technologies	3	1	2	0	100%
Automotive Collision Technology Technician	1	0	0	1	0%
Automotive Service Technician	1	0	0	1	0%
Graphic Communication & Printing Technology	2	1	0	1	0%
Legal Administrative Specialist	2	0	0	2	0%
Medical Assisting	1	0	1	0	100%
Network Support Services	1	0	0	1	0%

Performance Breakdown by Program


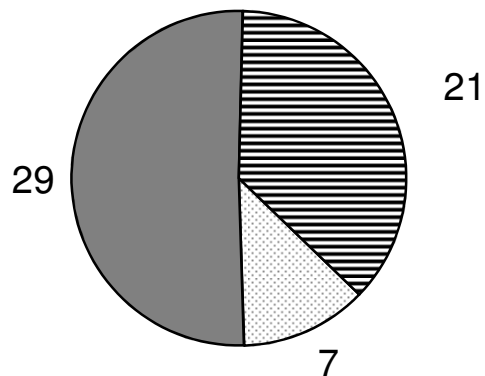
Program Name	Successful Completion	Awaiting Placement	Placed	Not Placed	Place %
Television Production	4	0	1	3	25%
Web Development	2	1	0	1	0%
Totals	19	3	5	11	

ITA Report Card for *Miami-Dade College* Program Performance




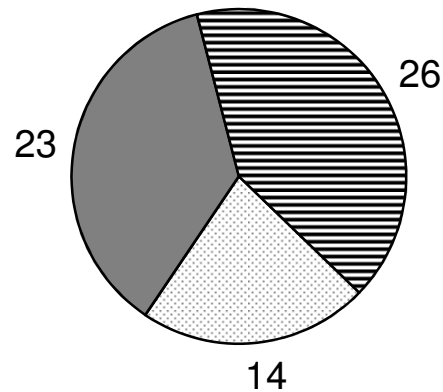
<u>Performance Breakdown by Program</u>					
Program Name	Successful Completion	Awaiting Placement	Placed	Not Placed	Place %
Nursing	31	6	18	7	72%
	Successful Completion	Awaiting Placement	Placed	Not Placed	
Totals	31	6	18	7	

ITA Report Card for *New Horizons Computer Learning Centers* Program Performance



<u>Performance Breakdown by Program</u>					
Program Name	Successful Completion	Awaiting Placement	Placed	Not Placed	Place %
CCNA	10	1	6	3	67%
Help Desk	36	5	15	16	48%
Networking Professional	11	1	8	2	80%
0	57	7	29	21	

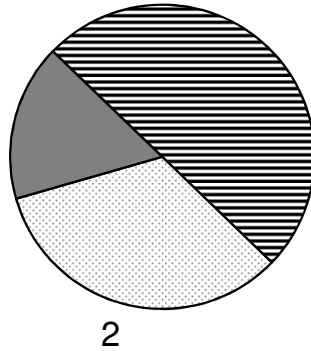
ITA Report Card for *The PC Professor* Program Performance



Performance Breakdown by Program

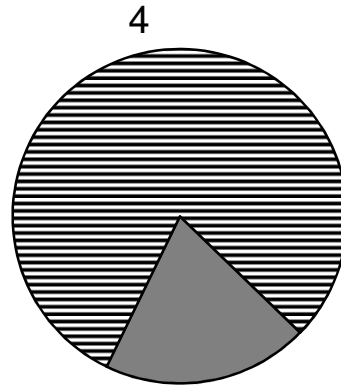
Program Name	Successful Completion	Awaiting Placement	Placed	Not Placed	Place %
Cisco Certified Network Administrator	2	0	1	1	50%
Computer Software Applications (Bundle of 5)	22	8	6	8	43%
MCDBA	13	0	10	3	77%
MCSA	2	0	1	1	50%
MCSD	9	3	0	6	0%
Technical Repair	15	3	5	7	42%
Totals	63	14	23	26	

ITA Report Card for *Private Investigator Training Institute* Program Performance



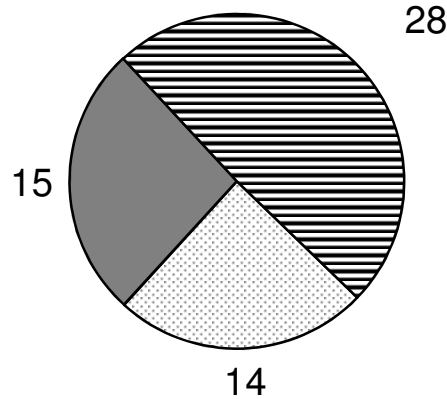
<u>Performance Breakdown by Program</u>					
Program Name	Successful Completion	Awaiting Placement	Placed	Not Placed	Place %
Professional Investigator	6	2	1	3	25.00%
	Successful Completion	Awaiting Placement	Placed	Not Placed	
Totals	6	2	1	3	

ITA Report Card for *Ruby's Academy for Health Occupations* Program Performance



<u>Performance Breakdown by Program</u>					
Program Name	Successful Completion	Awaiting Placement	Placed	Not Placed	Place %
Medical Assistant	5	0	1	4	20%
	Successful Completion	Awaiting Placement	Placed	Not Placed	
	Totals	5	0	1	4

ITA Report Card for *Sheridan Technical College* Program Performance

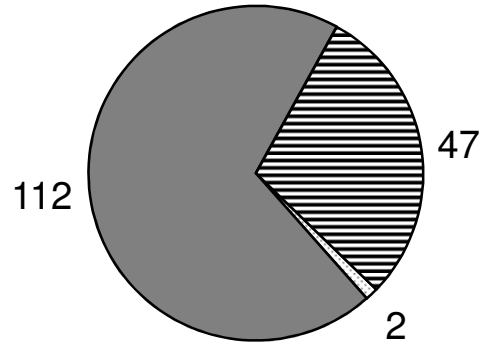


<u>Performance Breakdown by Program</u>					
Program Name	Successful Completion	Awaiting Placement	Placed	Not Placed	Place %
Administrative Office Specialist	1	0	0	1	0%
Air Conditioning, Refrigeration And Heating Technology	8	1	2	5	29%
Automotive Service Technology	4	0	2	2	50%
Business Management & Analysis	1	0	0	1	0%
Carpentry	1	0	0	1	0%
Commercial Foods And Culinary Arts	5	0	2	3	40%
Commercial Vehicle Driving	13	6	4	3	57%
Computer Systems & Information Technology	1	0	0	1	0%
Electricity	1	0	0	1	0%

Performance Breakdown by Program

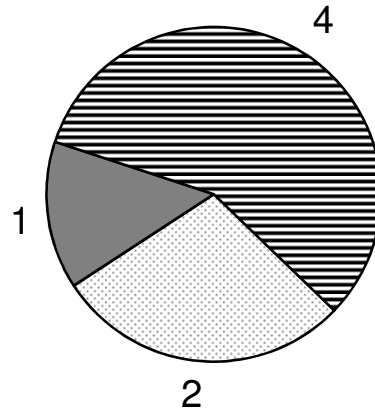
Program Name	Successful Completion	Awaiting Placement	Placed	Not Placed	Place %
Massage Therapy	2	0	1	1	50%
Network Systems Administration	1	0	0	1	0%
Practical Nursing	10	3	2	5	29%
Surgical Technology	3	0	2	1	67%
Web Development	6	4	0	2	0%
Totals	57	14	15	28	

ITA Report Card for *South Florida Academy of Air Conditioning* Program Performance



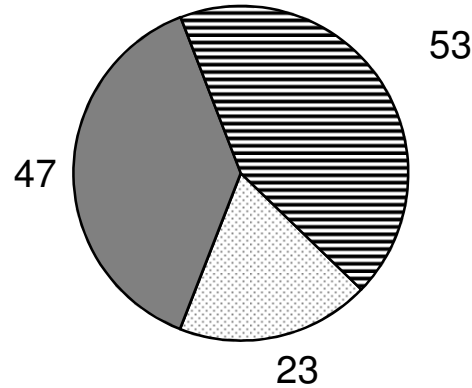
<u>Performance Breakdown by Program</u>					
Program Name	Successful Completion	Awaiting Placement	Placed	Not Placed	Place %
HVAC Residential & Light Commercial Technician	161	2	112	47	70%
Totals	161	2	112	47	

ITA Report Card for *Sullivan & Cogliano* Program Performance



<u>Performance Breakdown by Program</u>					
Program Name	Successful Completion	Awaiting Placement	Placed	Not Placed	Place %
CCNA/A+/Network + AAL	3	2	0	1	0%
Helpdesk Technician/ Network +AAL	1	0	1	0	100%
Microsoft Office Proficient	1	0	0	1	0%
Office Professional	2	0	0	2	0%
Totals	7	2	1	4	

ITA Report Card for *The Academy of South Florida* Program Performance



<u>Performance Breakdown by Program</u>					
Program Name	Successful Completion	Awaiting Placement	Placed	Not Placed	Place %
Application Architect Program	111	18	43	50	46%
Virtualization Professional	8	2	3	3	50%
Webmaster	4	3	1	0	100%
Totals	123	23	47	53	